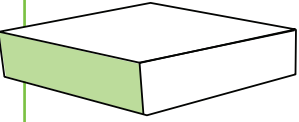


# DONUT & PASTRY



SOUTHERN CHAMPION TRAY®

Windowed & Non-Windowed, Boxes and Trays




**ENGINEERED FOR SPEED**, smart storage, beautiful presentation, **AND SUSTAINABILITY.**

All items in this Flyer



Please remove window film



**DOES YOUR DONUT TRAY HAVE VENT HOLES OR FEET?**

<b>O/WF</b>	Indicates: Optional Vent Holes/With Feet (two optional holes on each short side)
<b>NH/NF</b>	Indicates: No Holes, No Feet
<b>WH/NF</b>	Indicates: With Holes, No Feet (one vent hole on each side)
<b>WH/WF</b>	Indicates: With Holes, With Feet (two holes on each short side)

**YOU CHOOSE:** with our tray designs you can have it with or without vent holes!

1250  
O/WF



1268  
O/WF



1261  
WH/WF



1251  
NH/NF



1269  
WH/NF



1290  
NH/NF



**LOCATIONS**

CHATTANOOGA, TN | MANSFIELD, TX | FAIRFIELD, OH

**CONTACT US**

Phone: (+1)423.756.5121

Website: [sctray.com](http://sctray.com)

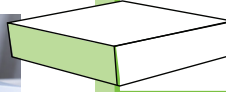


SOUTHERN CHAMPION TRAY®

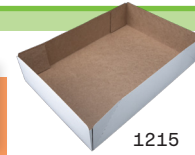
Contact your SCT Packaging Expert for more information



@sctpackaging



**LOOK FOR ITEMS IN ORANGE**  
Limited cases available; items being discontinued soon!



1215



1261

### DONUT BOXES:

automatic, 1 piece box, full top, 6-corner beers, SBS, packed in corrugated

Item #	Size (in)	Size (cm)	Pack	Dozen
1201	9-9/16 X 6-11/16 X 3	24.3 X 17 X 7.6	250	☉°
1240	10 X 6-1/4 X 3-1/2	25.4 X 15.9 X 8.9	200	☉°
1212	12 X 8 X 2-1/4	30.5 X 20.3 X 5.7	200	☉ <sup>f</sup>
1235	14 X 10 X 3-1/2	35.6 X 25.4 X 8.9	125	☉☉°
1237	14-1/4 X 10-3/4 X 2-1/4	36.2 X 27.3 X 5.7	125	☉ <sup>f</sup>
1239	15 X 11-1/2 X 2-1/4	38.1 X 29.2 X 5.7	100	☉ <sup>f</sup>

automatic, 1 piece box, full top, 6-corner beers, CUK, packed in corrugated

Item #	Size (in)	Size (cm)	Pack	Dozen
1204	9 X 9 X 2-1/2	22.9 X 22.9 X 6.4	150	
1209	10 X 6-1/4 X 3-1/2	25.4 X 15.9 X 8.9	200	☉°
1213	12-1/2 X 9-3/8 X 3-1/4	31.8 X 23.8 X 8.3	125	☉☉°
1295	17 X 11 X 3	43.2 X 27.9 X 7.6	125	☉☉°

lock corner, 1 piece box, tuck top, CUK, poly wrapped

Item #	Size (in)	Size (cm)	Pack	Dozen
1017	10 X 6 X 3-1/2	25.4 X 15.2 X 8.9	250	☉°
1015	10-3/4 X 6-3/4 X 3-5/8	27.3 X 17.1 X 9.2	250	☉°
1016	13 X 9 X 3-1/4	33 X 22.9 X 8.3	200	☉°
1030	15 X 11 X 3-1/2	38.1 X 27.9 X 8.9	100	☉☉°
1024	16 X 11-1/2 X 2-1/2	40.6 X 29.2 X 6.4	100	☉ <sup>f</sup>

lock corner, 1 piece box, tuck top, SBS, poly wrapped

Item #	Size (in)	Size (cm)	Pack	Dozen
1018	10-3/4 X 6-3/4 X 3-5/8	27.3 X 17.1 X 9.2	250	☉°

**Standard Line**, lock corner, 1 piece box, tuck top, CRB, poly wrapped

Item #	Size (in)	Size (cm)	Pack	Dozen
1915	10-3/4 X 6-3/4 X 3-5/8	27.3 X 17.1 X 9.2	250	☉°
1924	16 X 11-1/2 X 2-1/2	40.6 X 29.2 X 6.4	100	☉ <sup>f</sup>

### STOCK PRINT DONUT BOXES:

automatic, 1 piece box, full top, 6-corner beers, SBS, packed in corrugated

Item #	Description	Size (in)	Size (cm)	Pack
12121	Enjoy 1/2 Dozen Donut Box	12 X 8 X 2-1/4	30.5 X 20.3 X 5.7	200
12123	Delicious 1/2 Dozen Donut Box	12 X 8 X 2-1/4	30.5 X 20.3 X 5.7	200
12125	Tasty 1/2 Dozen Donut Box	12 X 8 X 2-1/4	30.5 X 20.3 X 5.7	200
12371	Enjoy Dozen Donut Box	14-1/4 X 10-3/4 X 2-1/4	36.2 X 27.3 X 5.7	125
12373	Delicious Dozen Donut Box	14-1/4 X 10-3/4 X 2-1/4	36.2 X 27.3 X 5.7	125
12375	Tasty Dozen Donut Box	14-1/4 X 10-3/4 X 2-1/4	36.2 X 27.3 X 5.7	125

Available year round

Here is a handy key to know how many donuts will fit in each size box!

☉	Indicates 1 Dozen donuts	f	Indicates "Flat" stacked
☉ <sup>f</sup>	Indicates 1/2 Dozen donuts	c	Indicates "Coin" stacked

**Please note:** These suggestions are a helpful tool, but not an absolute measurement as **all suggestions depend on the size of each donut.**

### DONUT TRAYS:

automatic, 1 piece tray, CUK, packed in corrugated

Item #	Size (in)	Size (cm)	Pack	Dozen
1215	13-1/2 X 9-1/2 X 3	34.3 X 24.1 X 7.6	250	☉☉°
1230	14 X 10 X 3	35.6 X 25.4 X 7.6	200	☉☉°
1256	16-3/4 X 11-5/8 X 2-3/4	42.5 X 29.5 X 7	150	☉ <sup>f</sup>

automatic, 1 piece tray, Kraft, packed in corrugated

Item #	Size (in)	Size (cm)	Pack	Dozen	
1250	#1 13-1/2 X 9 X 3	34.3 X 22.9 X 7.6	250	☉°	O/WF
1251	13-1/2 X 9 X 3	34.3 X 22.9 X 7.6	250		NH/NF
1268	#2 13-1/2 X 9-7/8 X 3-3/8	34.3 X 25.1 X 8.6	150	☉ <sup>f</sup>	O/WF
1269	13-1/2 X 9-7/8 X 3-3/8	34.3 X 25.1 X 8.6	250		WH/NF
1261	#3 17-1/4 X 11 X 2-1/2	43.8 X 27.9 X 6.4	150	☉ <sup>f</sup>	WH/NF
1290	17 X 11 X 3	43.2 X 27.9 X 7.6	200	☉☉°	NH/NF

automatic, 1 piece tray, SBS, packed in corrugated

Item #	Size (in)	Size (cm)	Pack	Dozen
1275	16 X 11-1/2 X 2-3/8	40.6 X 29.2 X 6	250	☉ <sup>f</sup>

fits window top #2495

lock corner, 1 piece tray or 2 piece box, CUK, poly wrapped

Item #	Size (in)	Size (cm)	Pack	Dozen
1021	14 X 10 X 3	35.6 X 25.4 X 7.6	250	☉☉°
1037	16 X 11 X 3-1/2	40.6 X 27.9 X 8.9	200	☉☉°
2021	17 X 11 X 2-1/2	43.2 X 27.9 X 6.4	200	☉☉ <sup>f</sup>
1045	17 X 11 X 3-1/2	43.2 X 27.9 X 8.9	200	☉☉°
1019	18 X 13 X 3-1/2	45.7 X 33 X 8.9	100	☉☉°

**Standard Line**, lock corner, 1 piece tray or 2 piece box, CRB, poly wrapped

Item #	Size (in)	Size (cm)	Pack	Dozen
1944	17 X 11 X 3	43.2 X 27.9 X 7.6	200	☉☉°



12125, 12375

12123, 12373

12121, 12371

### LOCATIONS

CHATTANOOGA, TN | MANSFIELD, TX | FAIRFIELD, OH

### CONTACT US

Phone: (+1)423.756.5121

Website: sctray.com



SOUTHERN CHAMPION TRAY

Contact your SCT Packaging Expert for more information



@sctpackaging

# SHOWCASE-READY PACKAGING

SOUTHERN CHAMPION TRAY®



# DONUT & PASTRY

## Windowed Boxes



### WINDOW BAKERY BOXES - WHITE:

automatic, 1 piece box, full top, 4-corner beers, hinged back, SBS, packed in corrugated

Item #	Size (in)	Size (cm)	Pack
24133	9 X 9 X 2-1/2	22.9 X 22.9 X 6.4	200

automatic, 1 piece box, full top, 6-corner beers, SBS, packed in corrugated

Item #	Size (in)	Size (cm)	Pack	Dozen
24313	9 X 7 X 3-1/2	22.9 X 17.8 X 8.9	200	🍩 <sup>c</sup>
24223	10-1/4 X 8 X 4	26 X 20.3 X 10.2	200	🍩 <sup>c</sup>
24343	12 X 8 X 2-1/4	30.5 X 20.3 X 5.7	200	🍩 <sup>f</sup>
24543	16 X 12 X 2-1/4	40.6 X 30.5 X 5.7	100	🍩 <sup>f</sup>

### WINDOW BAKERY BOXES - KRAFT:

automatic, 1 piece box, full top, Kraft, 4-corner beers, hinged back, packed in corrugated

naturally kraft

Item #	Size (in)	Size (cm)	Pack	Fits Insert#
24013K	8 X 8 X 2-1/2	20.3 X 20.3 X 6.4	200	10007
24133K	9 X 9 X 2-1/2	22.9 X 22.9 X 6.4	200	10018
24233K	10 X 10 X 2-1/2	25.4 X 25.4 X 6.4	200	10013

automatic, 1 piece box, full top, Kraft, 4-corner beers, front load, packed in corrugated

Item #	Size (in)	Size (cm)	Pack	Fits Insert#
24053K	8 X 8 X 4	20.3 X 20.3 X 10.2	150	10007
24293K	9 X 9 X 4	22.9 X 22.9 X 10.2	150	10018
24263K	14 X 10 X 4 <sup>^</sup>	35.6 X 25.4 X 10.2 <sup>^</sup>	100	10016

lock corner, 1 piece box, tuck top, Kraft, poly wrapped

Item #	Size (in)	Size (cm)	Pack	Fits Insert#
23053K	10 X 10 X 5	25.4 X 25.4 X 12.7	150	10013
23133K	19 X 14 X 4*	48.3 X 35.6 X 10.2*	50	

<sup>^</sup> = 1/4 sheet \* = 1/2 sheet

Here is a handy key to know how many donuts will fit in each size box!

- 🍩 Indicates 1 Dozen donuts
- 🍩<sup>f</sup> Indicates 1/2 Dozen donuts

- <sup>f</sup> Indicates "Flat" stacked
- <sup>c</sup> Indicates "Coin" stacked

**Please note:** These suggestions are a helpful tool, but not an absolute measurement as **all suggestions depend on the size of each donut.**



### LOCATIONS

📍 CHATTANOOGA, TN | MANSFIELD, TX | FAIRFIELD, OH

### CONTACT US

📞 Phone: (+1)423.756.5121

🌐 Website: sctray.com



SOUTHERN CHAMPION TRAY®

Contact your SCT Packaging Expert for more information



@sctpackaging